

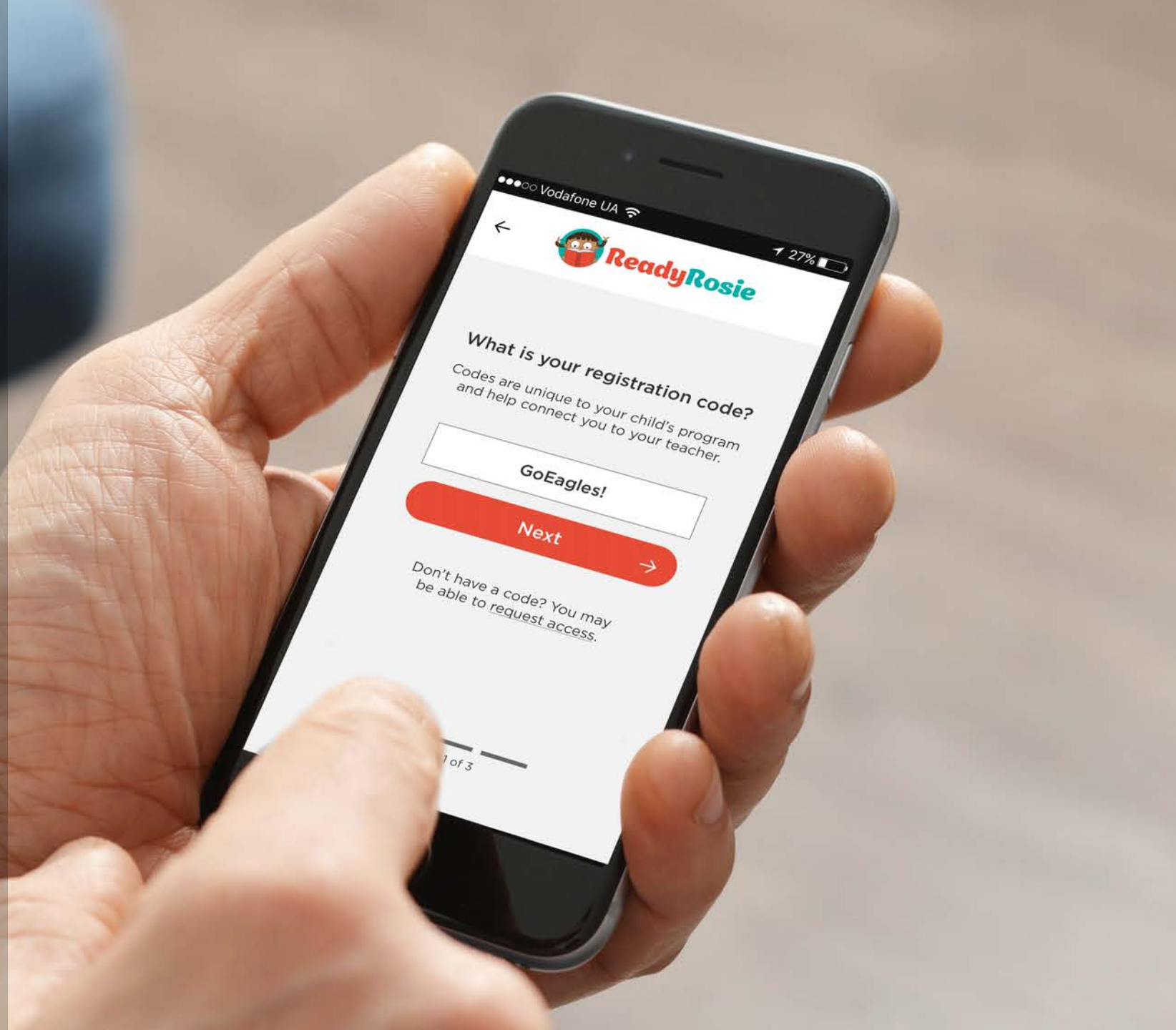


ReadyRosie

**GREAT NEWS for 2018:
FREE Upgrades and NEW Features
(same affordable cost)!**

Enrolling Families Made Easier

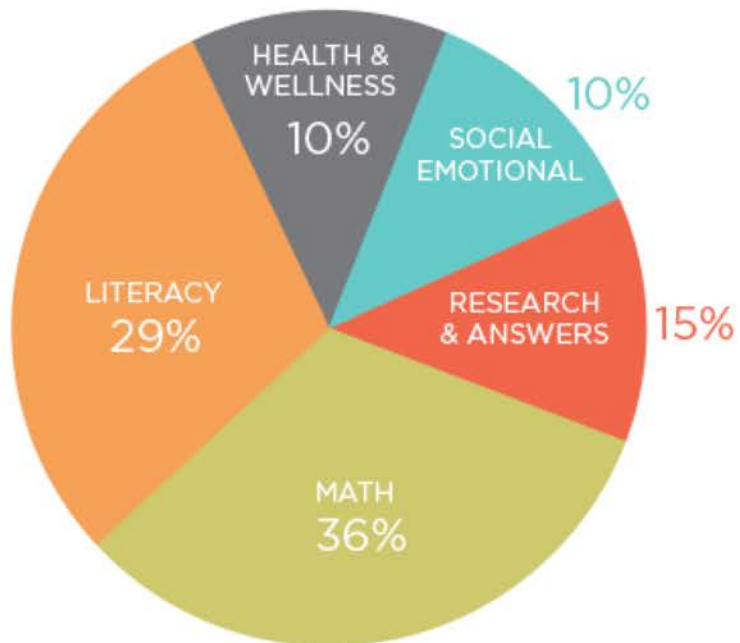
- ⦿ Bulk Uploads
- ⦿ Customizable Codes



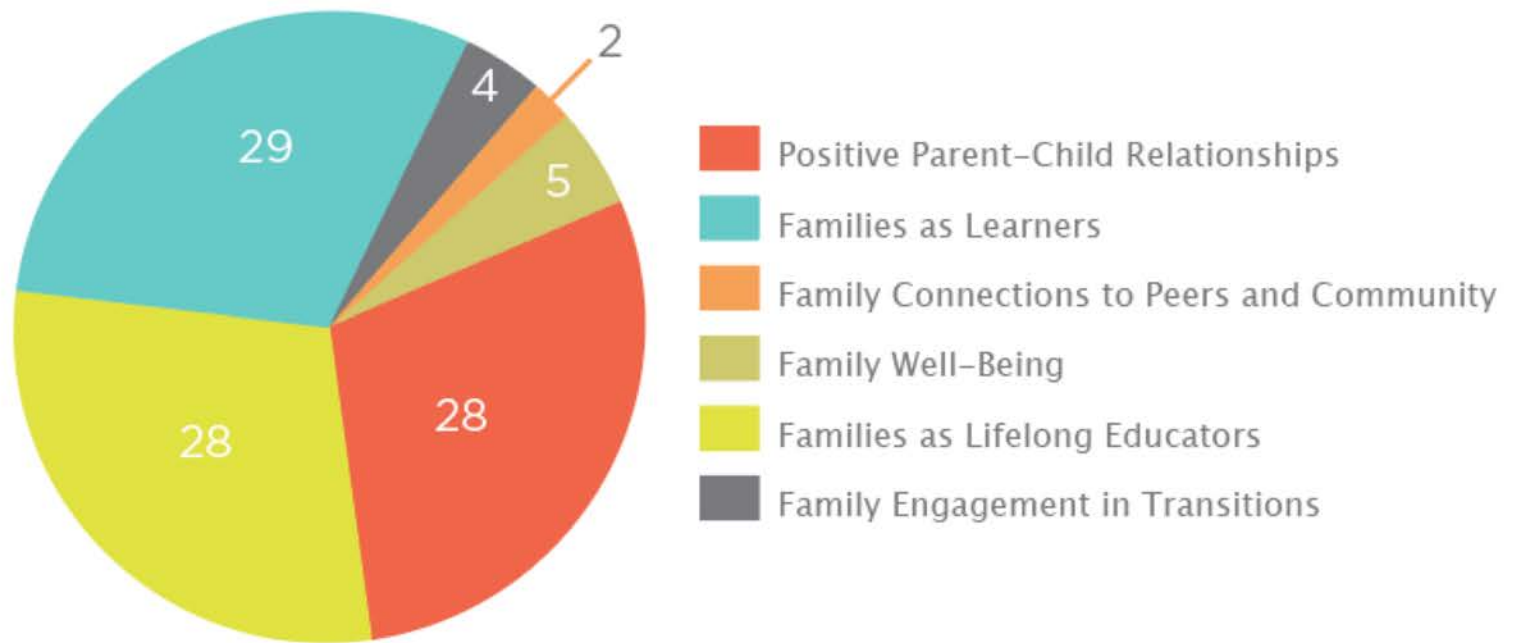
Data Enhancements Linked to Learning Outcomes

- ◎ Track skills
- ◎ Assess progress
- ◎ Measure impact

ACADEMIC GROWTH



FAMILY GROWTH



- Positive Parent-Child Relationships
- Families as Learners
- Family Connections to Peers and Community
- Family Well-Being
- Families as Lifelong Educators
- Family Engagement in Transitions

NEW Ready-made Parent Teacher Conference Materials

- Planning Checklist
- Customizable Invitations and Thank You Notes
- Family Handouts
- Mini Professional Development Opportunities



Parent/Teacher Conference

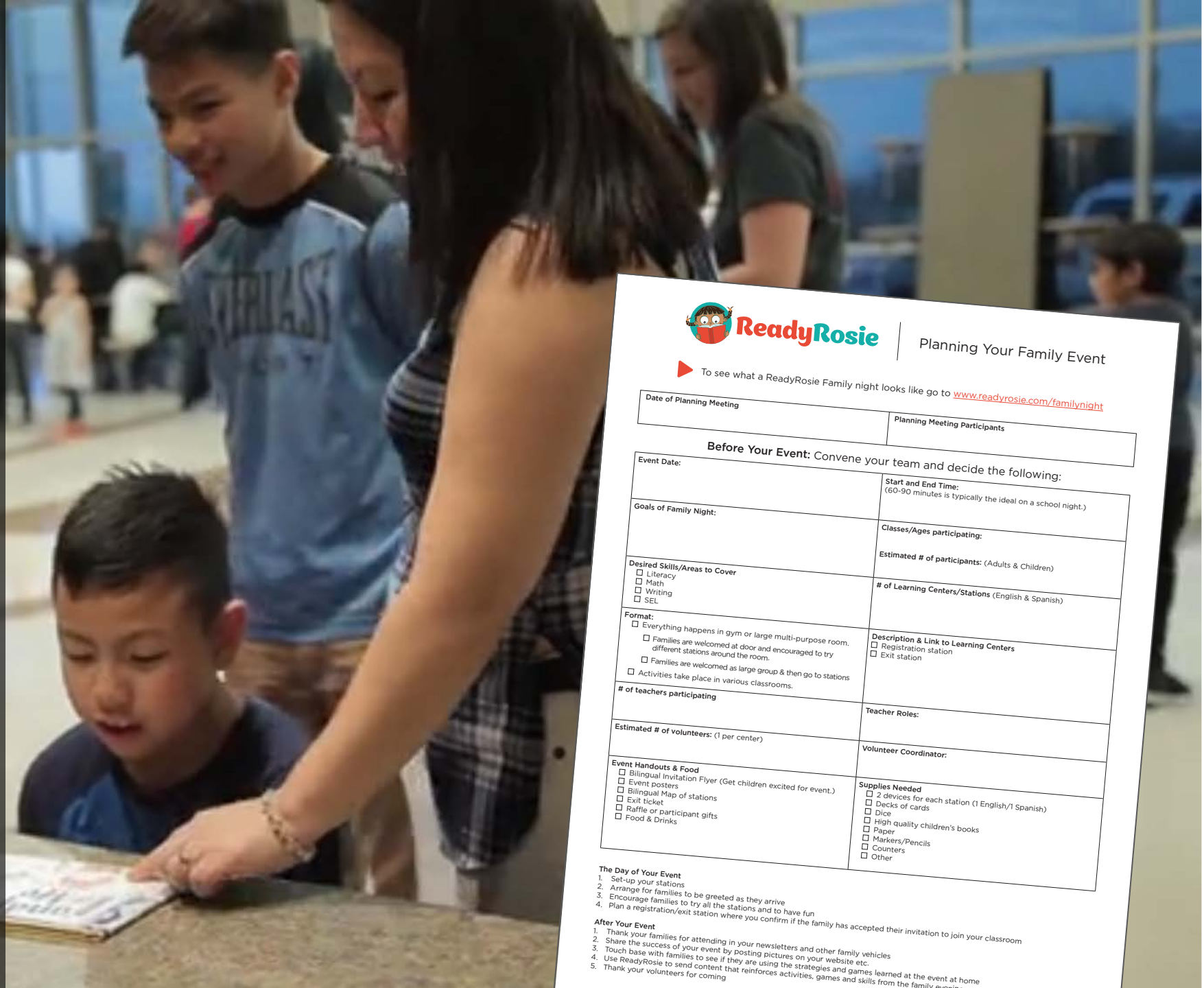
Let's Chat!


It's Time for Our Quarterly Check in with Bennett.

This is a time for families to come visit and discuss your child's successes and challenges. Please come ready to ask any questions about day-to-day activities or specific skill development you would like to discuss. Looking forward to it!

NEW Ready-made Family Night Plans

- Plans for Before Event, Day of Event, After Event
- Complete turn-key set of materials




Planning Your Family Event

▶ To see what a ReadyRosie Family night looks like go to www.readyrosie.com/familynight

Date of Planning Meeting	Planning Meeting Participants
Before Your Event: Convene your team and decide the following:	
Event Date:	Start and End Time: <small>(60-90 minutes is typically the ideal on a school night.)</small>
Goals of Family Night:	Classes/Ages participating: Estimated # of participants: (Adults & Children)
Desired Skills/Areas to Cover <input type="checkbox"/> Literacy <input type="checkbox"/> Math <input type="checkbox"/> Writing <input type="checkbox"/> SEL	# of Learning Centers/Stations (English & Spanish)
Format: <input type="checkbox"/> Everything happens in gym or large multi-purpose room. <input type="checkbox"/> Families are welcomed at door and encouraged to try different stations around the room. <input type="checkbox"/> Families are welcomed as large group & then go to stations <input type="checkbox"/> Activities take place in various classrooms.	Description & Link to Learning Centers <input type="checkbox"/> Registration station <input type="checkbox"/> Exit station
# of teachers participating	Teacher Roles:
Estimated # of volunteers: (1 per center)	Volunteer Coordinator:
Event Handouts & Food <input type="checkbox"/> Bilingual Invitation Flyer (Get children excited for event.) <input type="checkbox"/> Event posters <input type="checkbox"/> Bilingual Map of stations <input type="checkbox"/> Exit ticket <input type="checkbox"/> Raffle or participant gifts <input type="checkbox"/> Food & Drinks	Supplies Needed <input type="checkbox"/> 2 devices for each station (1 English/1 Spanish) <input type="checkbox"/> Decks of cards <input type="checkbox"/> Dice <input type="checkbox"/> High quality children's books <input type="checkbox"/> Paper <input type="checkbox"/> Markers/Pencils <input type="checkbox"/> Counters <input type="checkbox"/> Other

The Day of Your Event

1. Set-up your stations
2. Arrange for families to be greeted as they arrive
3. Encourage families to try all the stations and to have fun
4. Plan a registration/exit station where you confirm if the family has accepted their invitation to join your classroom

After Your Event

1. Thank your families for attending in your newsletters and other family vehicles
2. Share the success of your event by posting pictures on your website etc.
3. Touch base with families to see if they are using the strategies and games learned at the event at home
4. Use ReadyRosie to send content that reinforces activities, games and skills from the family event
5. Thank your volunteers for coming

NEW Ready-Made Pre-K Readiness and Kindergarten Readiness Workshops

- ⦿ Focus Workshops to engage incoming families
- ⦿ Help children be ready for school



SummerSoar Support

- Content videos designed to prevent summer learning loss
- Maintain year-round communication with families

ReadyRosie
Summer Soar

WEEK #1: Start your family's summer learning adventure today!

Summer is here! How can you have a FUN summer AND learn together along the way? We've got some ideas and we're sure you have wonderful ideas of your own. Invite your child to draw or write a list of the things you would like to do together!

[WATCH ALL NOW](#) [VER EN ESPAÑOL](#)

Building a Fort
Want to create a memorable summer for your child? Start by making reading together an adventure!

Ten in a Row
We think this card game will become one of your summer favorites. Your child won't even realize how much math is being learned while racing you to Ten in a Row!

Morning Message
Keep a simple record of your summer days AND help your child begin to read at the same time!

Grasp and Grab

ReadyRosie
Supérense en el verano

MANANA 1: ¡Comience hoy la semana de un verano de aprendizaje!

¿Cómo pueden tener un verano divertido y aprender juntos al mismo tiempo? Tenemos algunas ideas, y estamos seguros de que ustedes también tendrán ideas maravillosas. ¡Invite a su niño a que dibuje o escriba una lista de las cosas que le gustaría que hicieran juntos!

[VER TODO](#) [WATCH IN ENGLISH](#)

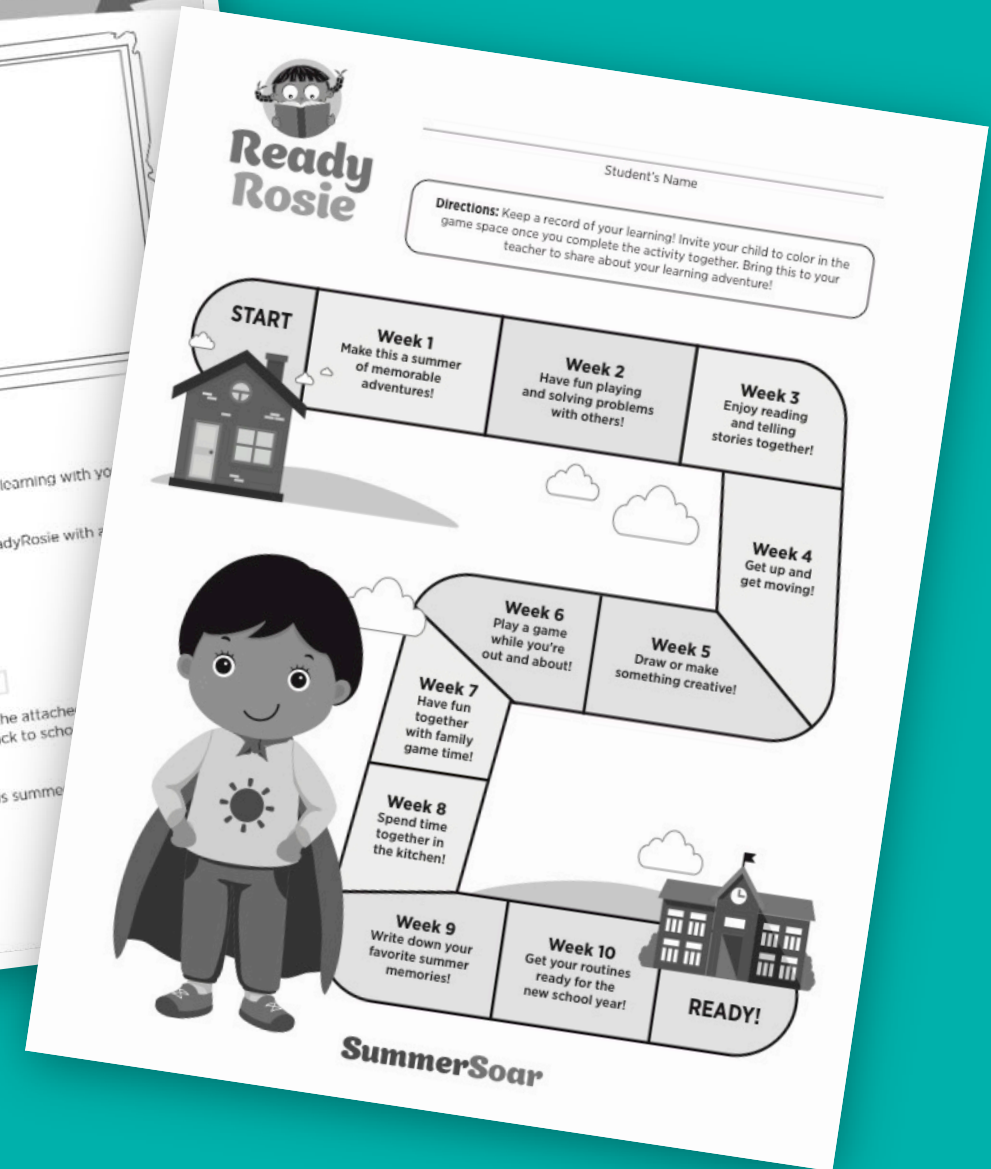
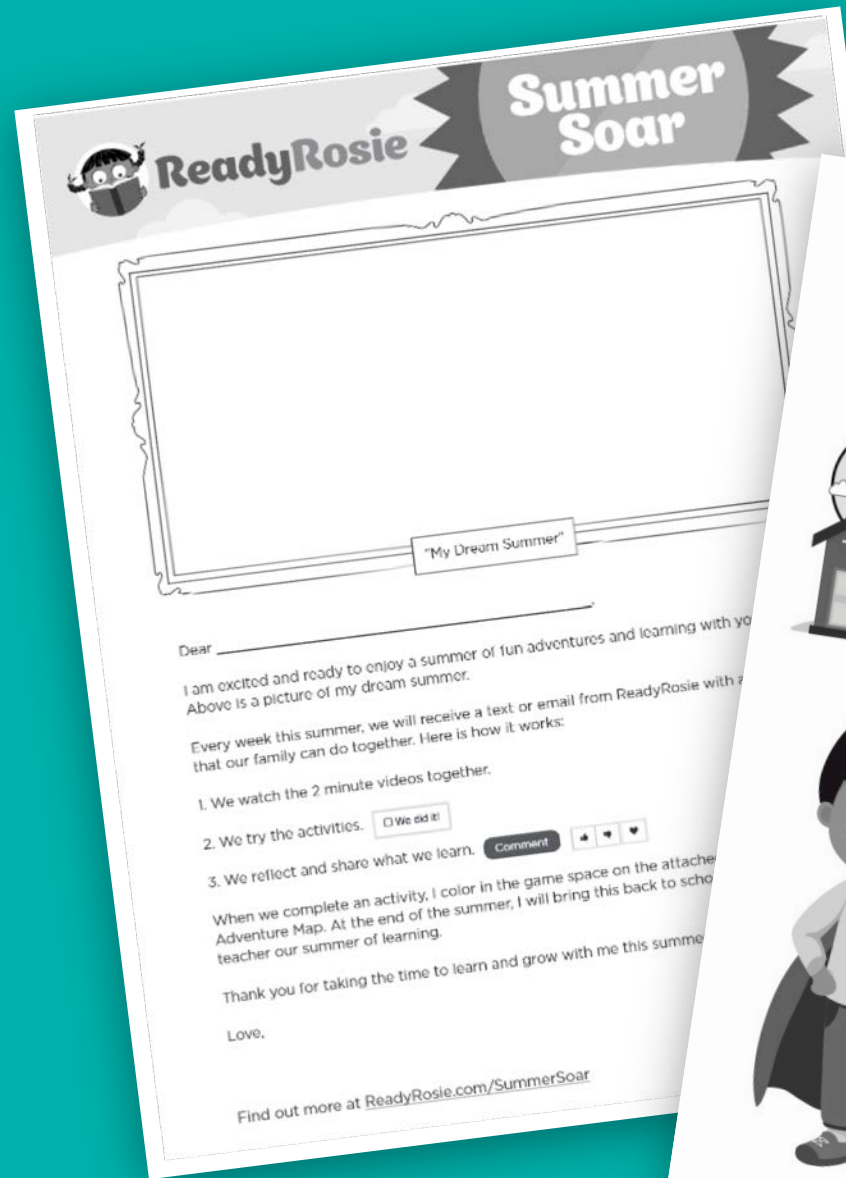
Construyendo un fuerte
¿Quiéren crear un verano inolvidable para su hijo? ¡Empiecen haciendo del leer juntos una aventura!

Diez en la fila
Nos parece que este juego de cartas se convertirá en uno de sus favoritos este verano. ¡Su hijo ni siquiera se dará cuenta de cuántas matemáticas está aprendiendo mientras lo persigue en la carrera a diez en la fila!

Mensaje de la mañana
¡Mantenga un registro simple de sus días de verano y ayude a su hijo a empezar a leer al mismo tiempo!

SummerSoar Activity Plan

- Activity focus guide for 10 weeks of summer





ReadyRosie

Let's talk...Call us to Get **READY!**

Email: info@readyrosie.com

Call: 940-243-5300