




A note from your teacher!



Ready Rosie

Books can make us better storytellers!

Last week, we encouraged you to share your family's stories! This week, we've got some ideas for ways to become even better storytellers by using books. Flip through the pages of a picture book and make up your own story or invite your child to retell a story that was read in school today. Books can help you make storytelling a part of your family culture.

<p>Watch the video with your child. If you don't have access to view videos, please read the description below!</p>	<p>Do the activity and mark "We did it!"</p>	<p>Reflect and share: How did it go? What did you learn?</p>
	<p>Sequence and Summarize 2nd-3rd Grade - Talk about the books your child has been reading! Did the story have a problem, and if so, was it resolved? What other important events happened?</p>	<div data-bbox="915 856 992 936"><input type="checkbox"/></div> <p data-bbox="894 961 1013 989">We Did it!</p> <div data-bbox="1086 856 1179 911"></div>
	<p>Making Connections All Grades - Before reading a picture book, take some time to look through the pictures. Talk about what you see and ways you can already connect with the characters and what is happening. Thinking a bit about the story beforehand will help your child to think more deeply about the story when you read it together!</p>	<div data-bbox="915 1199 992 1278"><input type="checkbox"/></div> <p data-bbox="894 1304 1013 1331">We Did it!</p> <div data-bbox="1086 1199 1179 1253"></div>
	<p>Retelling the Fable K-1st Grade - Ask your child to tell you about a story that was read at school. Who was the story about? Did the characters have a problem? How did they solve their problem?</p>	<div data-bbox="915 1713 992 1793"><input type="checkbox"/></div> <p data-bbox="894 1818 1013 1845">We Did it!</p> <div data-bbox="1086 1713 1179 1768"></div>